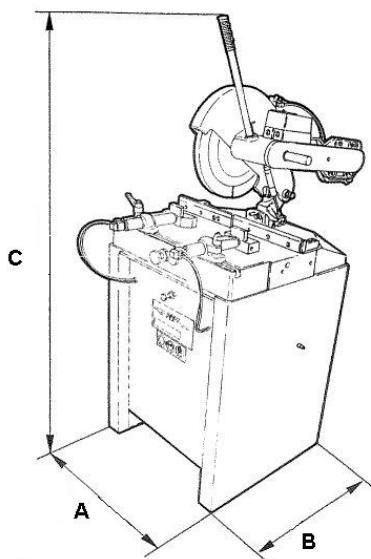


## SIKA 350



Overall dimensions:

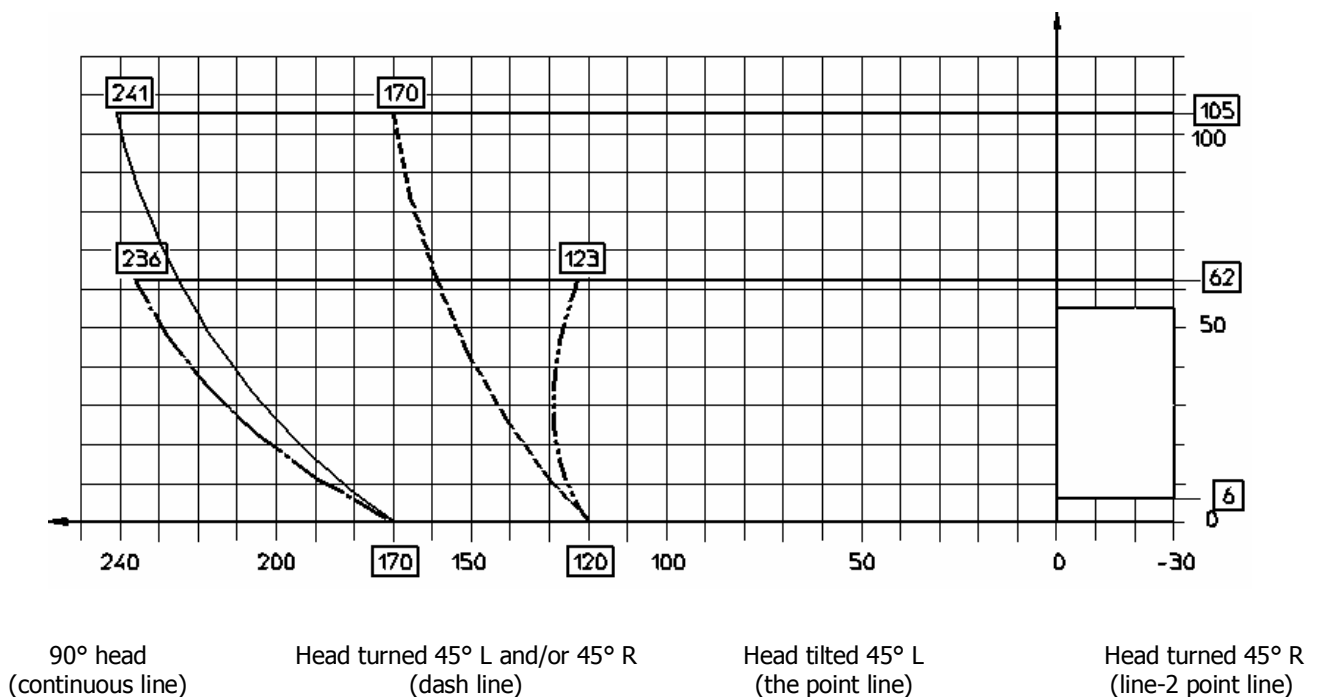


A (mm)	B (mm)	C (mm)	Kg
650	970	1670	202

### Technical characteristics:

- Oleopneumatic saw blade advance (adjustable blade exit speed – quick return – quick approach to profile), or manual depending on version
- Cutting angle: rotation from 45° Rh to 45° Lh, angle from 45° Lh to 90°
- Intermediate angles with mechanical stop
- Motor – tungsten carbide saw blade transmission by belt
- Work table and turntable structure in stabilised cast iron
- Turntable rotation on bearings and rollers that guarantee maximum long term precision
- Cast iron saw blade head
- Saw blade holding spindle  $\varnothing$  32
- Blade motor, three-phase 3 HP (2.208 Kw) – 2850 rpm. eurovoltage 230/400V– 50Hz; 275/480V – 60 Hz.
- Saw blade holding spindle  $\varnothing$  32

### CUTTING DIAGRAM:



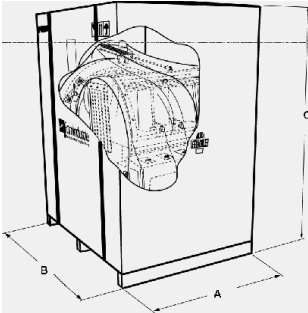
### STANDARD ACCESSORIES:

n°	Description
1	∅ 350 mm tungsten carbide saw blade
1	Blade safety guard
2	Horizontal pneumatic vices
	Spray mist blade lubrication system
	Prearranged for installation of chip or smoke collectors

### OPTIONALS:

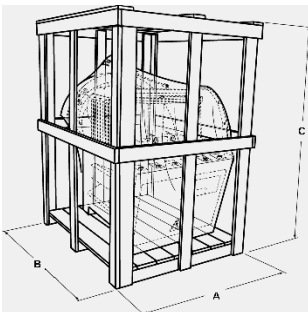
n°	Description	Code
1	Set of camping supports (profile type to be specified)	On estimate
1	Vertical vice	PR-21952
1	Length stop	IE-20659
	Discharge roller table with length stop: manual, displayed, controlled	
1	3 Mt. cutting length	PR-24201
1	4,2 Mt. cutting length	PR-25170
1	6 Mt. cutting length	PR-25213
	Loading roller table with vertical roller	
1	3 Mt. cutting length	PR-22077
1	4,2 Mt. cutting length	PR-25169
1	Additional roller for roller tables	PR-22166
	Additional charge for special voltage and cycle (Standard motor 230/400V three-phase 50 HZ)	ZG-79126
	Additional charge for single-phase motor (Standard motor 230 single-phase 50 HZ)	ZG-79127
	Additional charge for plant version UL-CSA (the additional charge includes the plant with cables and special components)	ZG-79158
	Carton packing	FF-72140
	Crate packing	FC-72348

Carton pallet packing with heat-shrink plastic bag:



A (mm)	B (mm)	C (mm)	Kg
1050	690	1700	210

Crate packing overall dimensions:



A (mm)	B (mm)	C (mm)	Kg
1060	670	1500	253