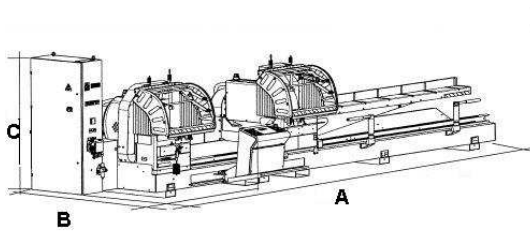


BLITZ 60 THETA



Double head sawing machine with \varnothing 600 blade and electro - pneumatic cutting angle control.

Overall dimensions:



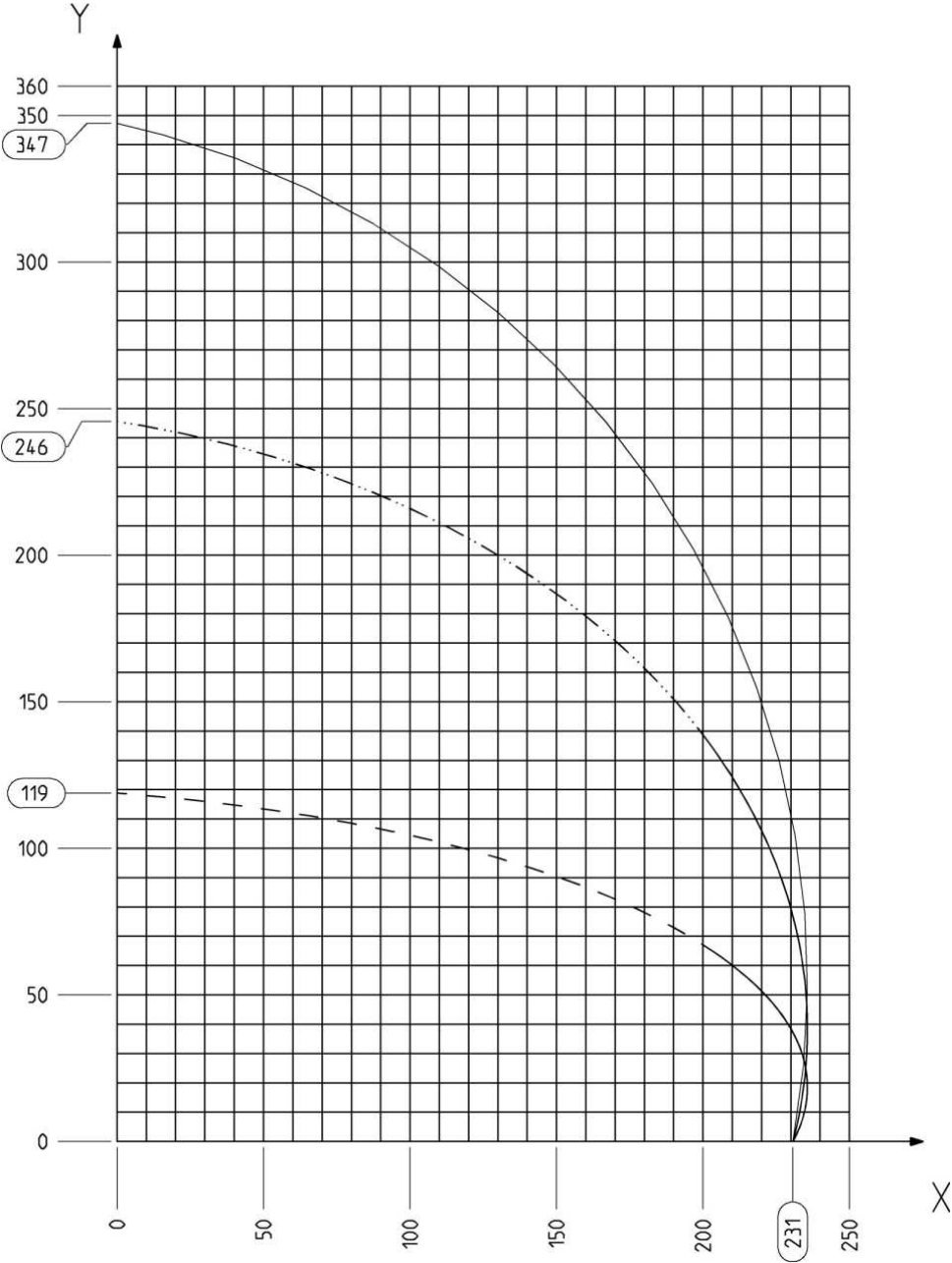
Working cut	A	B	C	Kg
m. 5	7.090	1.925	2.030	2.400
m. 6,6	8.730	1.925	2.030	2.600
CZ version				
m. 5	6.708	1.975	1..992	3.650
m. 6	8.388	1.975	1.992	4.090
Roller table dimension A+2.676				

- Available also with integral guard system

Technical characteristic:

- Electronic control of angles on "Theta" from 20° external to 45° internal through brushless motor and wormscrew with leadnut with electronic control of all degrees
- Oleopneumatic advance of tungsten carbide blades (adjustable blade exit speed – quick return)
- Blade drive transmitted via belt and pulleys
- Motori delle lame 4 kW, 230/400 V – 50 HZ
- Ø 40 saw blade holding spindle
- First head fixed, second head mobile with automatic positioning through cogged belt and brushless motor
- Minimum cut between the two heads: 270 mm with the use of the current program for under size cuts
- Working cut available: 5000 and 6600 depending on the version
- Cutting head tilted by means of worm screw and scroll offering high precision and long-term reliability
- 4 horizontal vices of which two have a patented system that clamps the profile with the vertical component too
- 2 vertical vices inside blade
- 3000 mm roller table mechanically integrated with the mobile head, with no need for guide extensions or rests outside the machine
- Microdrop cutting lubrication using pure oil
- Separate electrical and pneumatic cabinets, both placed vertically and for easy inspections
- Set-up for the installation of chips and fumes collectors
- Profiled, hardened and grinded steel surface plates
- Membrane type keypad protected from chips and sawdust
- Large capacity scraps collection tank for easy collection
- Set up for the addition of the automatic scraps collection belt and the automatic chip collection belt (conveyor belts standard on CZ version)
- Cable holder chain contained inside machine bed to eliminate floor obstructions and the possibility of breakage during transportation and use
- Pneumatic circuit mounted directly on the heads for increased speed and ease of calibrating the pneumatic parts regardless of machine length
- Real time control of functions by CN
- Working pressure: 7 bar
- N° 3 flash-lights which indicate that the machine is working
- Rapid clutch tap for the easy connection and disconnection of the vertical vices
- Metric millimetered rod of high precision

CUTTING DIAGRAM



STANDARD ACCESSORIES:

N°	Description	Code
2	∅ 600 mm tungsten carbide saw blade	GP303039
1	Cutting area guard system	
1	Movable head roller table (3 Mt.)	
4	Horizontal vices	
2	Vertical vices	
1	Software license for Mastercut	

OPTIONALS: SPECIAL VOLTAGE MOTORS/PLANET VERSION UL-CSA

Description	Code
Additional charge for special voltage and cycles (Standard motor: 230/400V three-phase 50 Hz and 110/230V single-phase 50 Hz)	ZG-79250
Additional charge for plant version UL-CSA (The additional charge includes the plant with cables and special components/measurement unit in inches)	ZG-79157

OPTIONALS:

N°	Description	D / CZ D	E / CZ E	Code
4	Set of camping supports (profile type to be specified)	X	X	
1	Fixed head roller table with vertical rolls, 3 Mt	X	X	PR-22077
1	Fixed head roller table with vertical rolls, 4,2 Mt.	X	X	PR-25169
1	Receding intermediate profile support Note: specify if it must be positioned as 1° or 2° support	X	X	PR-26748
1	Kit of receding external profile support (LH) for machines with 5 Mt. cutting length (to be fixed on the floor outside the machine)	X	X	PR-26749
1	Kit of receding external profile support (LH) for machines with 6,6 Mt. cutting length	X	X	PR-26750
1	External vertical vice (loading area)	X	X	PR-26739
1	Automatic profile height measuring device + vertical vice	X	X	PR-26740
1	Manual kit for under size cuts	X	X	PR-25201
1	Intermediate profile lifter roller kit (mobile head)	X	X	PR-26921
1	Double speed kit for blade feeling + transducer kit for control of blade exit position	X	X	PR-26804
1	Trasducer kit for control of blade exit position Note: optional only available for PR-26802	X	X	PR-26745
1	Additional for motor 5,5 kW	X	X	PR-26893
1	PC trolley	X	X	PR-26925

REAR CHIP CONVEYOR BELT

N°	Description	D	E	Code
1	Swarf conveyor belt m.5	X	X	PR-26741
1	Swarf conveyor belt m.6.6	X	X	PR-26742
1	Rear chip conveyor belt m.5	X	X	PR-26743
1	Rear chip conveyor belt m.6,6	X	X	PR-26744
N°	Description	D	E	Code
1	Inclined conveyor belt	X	X	XK-26674

SOFTWARE

N°	Description	D / CZ D	E / CZ E	Code
1	Software licence for special length cuttings	X	X	ZB710086
1	Software licence for automatic step-by step cutting + transducer kit for control of blade exit position. Note: For non CZ version	X	X	PR-26888
1	Software licence for automatic step-by step cutting with photocells barrier + transducer kit for control of blade exit position. Note: For non CZ version	X	X	PR-26803
1	Software licence for automatic step-by-step cutting with two-hand command key + transducer kit for control of blade exit position. Note: For non CZ version	X	X	PR-26802
1	Software licence for the conversion of datas not generated by FOM programs	X	X	ZB-78059
1	Licence for software "Work" (Training course: Included) Note: It is compulsory to buy the relevant file	X	X	ZB-79170
	Tele-service contract (single machine)	X	X	ZB-79239
1	Kit for tele-service with analogue line	X	X	PR-26264

✓⇒ Standard accessories

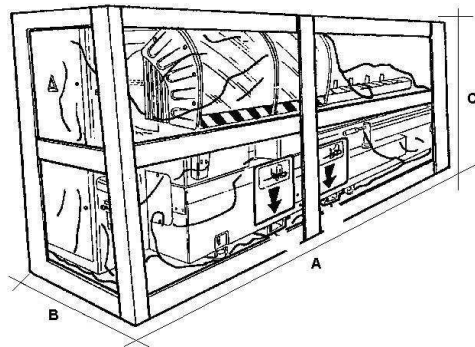
X ⇒ Optionals

OPTIONALS:
SOFTWARE

N°	Description	D / CZ D	E / CZ E	CODE
1	Label printing device	X	X	PR-24494
1	Paper roll for printing device	X	X	ZD-75720
1	PC+ Display Note: Operative System in English	X		ZA710549
1	Software installation on pc supplied by the customer	X		ZH710239

PACKING

Description	D	E	CODE
Crate packing – m. 5	X	X	FC303998
Crate packing – m. 6,6	X	X	FC303999
Description	CZ D	CZ E	CODE
Crate packing – m. 5	X	X	
Crate packing – m. 6,6	X	X	



	A (mm)	B (mm)	C (mm)	Kg
m. 5	7650	1750	2050	241,00
m. 6,6	9300	1750	2050	264,00
CZ m. 5				
CZ m. 6				